




MCB™ NECK COVER

For MCB EK14 Bolt-on Rake Kits

[Part Number: #NKC14]




This kit includes...

- ✓ Side Plate with MCB Emblem (2ea)
- ✓ Top Plate (1ea)
- ✓ Bottom Plate (1ea)
- ✓ Bolt A (4ea) – Long
- ✓ Bolt B (8ea) – Short

You will need...

- ✓ 5/32 Allen Wrench
- ✓ 1/8 Allen Wrench
- ✓ LOCTITE 243 (blue)

Step 1 & 2




Tuck the wire harness and clutch cable, brake line under the **Neck Cover Side Plate**.

Apply **LOCTITE 243 (blue)** to the thread of **Bolt A** and tighten with **5/32 Allen Wrench**.

Repeat on other side.


Step 3



Place **Top Plate** on top and line up all holes.

Apply **LOCTITE 243 (blue)** to the thread of **Bolt B** and tighten with **1/8 Allen Wrench**.

Step 4



Place **Bottom Plate** beneath and line up all holes.

Apply **LOCTITE 243 (blue)** to the thread of **Bolt B** and tighten with **1/8 Allen Wrench**.