

2015

RINEHART RACING CATALOG



RINEHART
R A C I N G

WWW.RINEHARTRACING.COM

RINEHART
RACING

SLIMLINE DUALS™ FOR SLIP-ONS



More Muscle

Increased horsepower and torque vs. stock Harley-Davidson exhaust systems

More Choices

Customize with your choice of chrome or black headers, chrome or black Rinehart Racing Slip-Ons and chrome or black end caps

Sleeker Styling

Features a bold and aggressive look that can only be from Rinehart Racing

Touring Systems 2

- Xtreme True Duals 4
- Slimline Duals™ 6
- 1995-2008 True Duals 8
- Classic Duals 9
- 2-into-1 10
- Trike Conversion Kit 11

Softail Systems 12

- Cross Backs 14
- 2-into-1 15
- 2-into-2 16
- Churchill 2-into-2 17

Dyna Systems 18

- 2-into-1 20
- Cross Backs 21
- 2-into-2 22
- Churchill 2-into-2 23

Sportster Systems 24

- Cross Backs 26

Slip-Ons 28

Components 32

Moto Series 34

Merchandise 35

Warranty 36



RINEHART
R A C I N G

TOURING SYSTEMS

XTREME TRUE DUALS · SLIMLINE DUALS
'95-'08 TRUE DUALS · CLASSIC DUALS
2-INTO-1 · TRIKE CONVERSION KIT

XTREME TRUE DUALS

FOR TOURING MODELS

2009
-
LATER

FINISH OPTIONS
PIPE/END CAP



Horsepower and Torque wrapped up into a customized, sleek work of art.

- Xtreme True Duals integrate our exclusive anti-reversion louvers at the exhaust port, minimizing negative pulse and boosting torque so the rider feels constant power.
- Design incorporates only the bends necessary for the fitment of the head pipes; so that exhaust flow restriction is mitigated and scavenging effect is maximized through Rinehart's proven stepped header technology.
- Fitted with 12mm and 18mm O2 sensor ports for 2009 and 2010-Later fitments, giving your dyno tech the perfect place to obtain an accurate reading of your air/fuel ratio.



Customize with 3.5" or 4" mufflers and a combination of black or chrome headers, mufflers and end caps

Full length, one piece heat shields

Designed to move heat away from rider's and passenger's legs

Pictured above: Part No. 100-0100

2009 - LATER XTREME TRUE DUALS

Part No. System Description

100-0200	2009-Later Xtreme True Duals Chrome with Black End Caps (4" Mufflers)
100-0200C	2009-Later Xtreme True Duals Chrome with Chrome End Caps (4" Mufflers)
100-0201	2009-Later Xtreme True Duals Black with Black End Caps (4" Mufflers)
100-0201C	2009-Later Xtreme True Duals Black with Chrome End Caps (4" Mufflers)
100-0100	2009-Later Xtreme True Duals Chrome with Black End Caps (3.5" Mufflers)
100-0100C	2009-Later Xtreme True Duals Chrome with Chrome End Caps (3.5" Mufflers)
100-0101	2009-Later Xtreme True Duals Black with Black End Caps (3.5" Mufflers)
100-0101C	2009-Later Xtreme True Duals Black with Chrome End Caps (3.5" Mufflers)
100-0111	Hi-Flo Baffles



Pictured above: 2009-Later Xtreme True Duals Chrome with Black End Caps (4" Mufflers) | Part No. 100-0200
Sugar-n-Spice, Spartanburg, SC

Fits 2009-Later
Touring Models

Customize with your choice of chrome or black headers, chrome or black Rinehart Racing Slip-Ons and chrome or black end caps

Features a Rinehart Racing Laser Cut Heat Shield

Increased Torque and Horsepower over stock pipes

SLIMLINE DUALS™ FOR SLIP-ONS

FOR TOURING MODELS

2009
-
LATER

FINISH OPTIONS
PIPE/END CAP



2009 - LATER SLIMLINE DUALS™

Pictured above: Part No. 100-0401

Part No.	System Description
100-0400	Slimline Duals Chrome with Chrome 4" Slip-Ons and Black End Caps
100-0400C	Slimline Duals Chrome with Chrome 4" Slip-Ons and Chrome End Caps
100-0401	Slimline Duals Black with Black 4" Slip-Ons and Black End Caps
100-0401C	Slimline Duals Black with Black 4" Slip-Ons and Chrome End Caps
100-0402	Slimline Duals Chrome with Chrome 3.5" Slip-Ons and Black End Caps
100-0402C	Slimline Duals Chrome with Chrome 3.5" Slip-Ons and Chrome End Caps
100-0403	Slimline Duals Black with Black 3.5" Slip-Ons and Black End Caps
100-0403C	Slimline Duals Black with Black 3.5" Slip-Ons and Chrome End Caps
100-0450	Slimline Duals Header Kit Chrome
100-0451	Slimline Duals Header Kit Black

TRUE DUALS

FOR TOURING MODELS

1995
2008

FINISH OPTIONS
PIPE/END CAP



Customize with your choice of chrome or black headers, chrome or black Rinehart Racing True Dual mufflers and chrome or black end caps

Created and designed with years of NASCAR® and IndyCar® experience, our True Duals combine a multi-stepped header design and anti-reversion louvers

Designed to fit touring models 1995 - 2008

Traditional look combined with Rinehart Racing stepped header technology.

Classic routing on the left side results in a true dual exhaust; no crossover

Customize with your choice of chrome or black headers, chrome or black Rinehart Racing True Dual mufflers and chrome or black end caps

CLASSIC DUALS

FOR TOURING MODELS

2009
LATER

FINISH OPTIONS
PIPE/END CAP



Pictured above: Part No. 100-0202

1995 - 2008 TRUE DUALS

Part No. System Description

100-0202	1995-2008 Touring True Duals Chrome with Black End Caps (4" Mufflers)
100-0202C	1995-2008 Touring True Duals Chrome with Chrome End Caps (4" Mufflers)
100-0203	1995-2008 Touring True Duals Black with Black End Caps (4" Mufflers)
100-0203C	1995-2008 Touring True Duals Black with Chrome End Caps (4" Mufflers)
100-0102	1995-2008 Touring True Dual Chrome with Black End Caps (3.5" Mufflers)
100-0102C	1995-2008 Touring True Duals Chrome with Chrome End Caps (3.5" Mufflers)
100-0103	1995-2008 Touring True Duals Black with Black End Caps (3.5" Mufflers)
100-0103C	1995-2008 Touring True Duals Black with Chrome End Caps (3.5" Mufflers)
100-0111	Hi-Flo Baffles

Pictured above: Part No. 100-0300

2009 - LATER CLASSIC DUALS

Part No. System Description

100-0300	2009-Later Classic Duals Chrome with Black End Caps (4" Mufflers)
100-0300C	2009-Later Classic Duals Chrome with Chrome End Caps (4" Mufflers)
100-0301	2009-Later Classic Duals Black with Black End Caps (4" Mufflers)
100-0301C	2009-Later Classic Duals Black with Chrome End Caps (4" Mufflers)
100-0302	2009-Later Classic Duals Chrome with Black End Caps (3.5" Mufflers)
100-0302C	2009-Later Classic Duals Chrome with Chrome End Caps (3.5" Mufflers)
100-0303	2009-Later Classic Duals Black with Black End Caps (3.5" Mufflers)
100-0303C	2009-Later Classic Duals Black with Chrome End Caps (3.5" Mufflers)
100-0111	Hi-Flo Baffles

2-INTO-1

FOR TOURING MODELS

1995 LATER

FINISH OPTIONS
PIPE/END CAP



Get the maximum amount of power and performance from your V-Twin engine

- Features stepped header and anti-reversion louver technology
- Provides low-, mid-, and high-end torque and increased horsepower over stock. Equalized back pressure ensures solid response without sacrificing performance
- Design highlights half megaphone/half straight muffler with a 4-inch billet end cap and heat shields that fit seamlessly over collector and primary tube
- Can be customized with black or chrome heat shield and end caps



1995 - LATER TOURING 2-INTO-1

Part No. System Description

200-0100	2009-Later Touring 2-into-1 System Chrome with Black End Cap
200-0100C	2009-Later Touring 2-into-1 System Chrome with Chrome End Cap
200-0101	2009-Later Touring 2-into-1 System Black with Black End Cap
200-0101C	2009-Later Touring 2-into-1 System Black with Chrome End Cap
200-0104	1995-2008 Touring 2-into-1 System Chrome with Black End Cap
200-0104C	1995-2008 Touring 2-into-1 System Chrome with Chrome End Cap
200-0105	1995-2008 Touring 2-into-1 System Black with Black End Cap
200-0105C	1995-2008 Touring 2-into-1 System Black with Chrome End Cap



TRIKE CONVERSION KIT

FOR XTREME TRUE DUALS

FINISH OPTIONS
PIPE/END CAP



Trike Conversion Kit allows you to install Xtreme True Duals on your Tri-Glide®



TRIKE CONVERSION KIT

Part No. Part Description

100-0270	Trike Conversion Kit for True Duals
----------	-------------------------------------

*For info and pricing on Xtreme True Duals, see page 4



RINEHART
R A C I N G

SOFTAIL SYSTEMS

CROSS BACKS · 2-INTO-1 · 2-INTO-2
CHURCHILL 2-INTO-2



Customize in your choice of chrome or black with chrome or black end caps

Exclusive Rinehart Racing logo on 2.5" full coverage heat shields

CROSS BACKS

FOR SOFTAILS 1986 LATER

FINISH OPTIONS
PIPE/END CAP



Pictured above: Part No. 400-0110

Twisted and Aggressive: Just how you like to ride the open road.

- Higher horsepower and torque gains over stock
- Feature a double stepped header system, providing stronger scavenging effect and better performance
- Unique over/under design gives aggressive sound and performance
- Each Cross Back system designed with 18mm O2 sensor ports for closed loop fuel and dyno tuning

Part No. System Description

400-0100	1986-Later Softail Cross Backs Flush Chrome with Black End Caps
400-0100C	1986-Later Softail Cross Backs Flush Chrome with Chrome End Caps
400-0110	1986-Later Softail True Black Cross Backs Flush

*For 2012 or newer bikes, part number 35-001 Bung Adapter Kit also needed. Sold separately.

**Not recommended for Breakout® or Cross Bones® models



2-into-1 design gives you power and performance in a classic, proven, single muffler design

Customize in your choice of chrome or black with chrome or black end caps

2-INTO-1

FOR SOFTAILS 1986 LATER

FINISH OPTIONS
PIPE/END CAP



Pictured above: Part No. 200-0200C

Proven Technology. Unparalleled Performance.

- The same race-proven technology and design that make the big touring bikes faster are now available for your Softail
- 2-into-1 system gives you power and performance in a classic, proven, single muffler design
- Same stepped header design as our touring exhaust, coupled with anti-reversion louver technology and a patented baffle
- Comes with 18mm O2 sensor ports

Part No. System Description

200-0200	1986-Later Softail 2-into-1 System Chrome with Black End Cap
200-0200C	1986-Later Softail 2-into-1 System Chrome with Chrome End Cap
200-0201	1986-Later Softail 2-into-1 System Black with Black End Cap
200-0201C	1986-Later Softail 2-into-1 System Black with Chrome End Cap

*For 2012 or newer bikes, part number 35-001 Bung Adapter Kit also needed. Sold separately.

**Not recommended for Breakout®

2-INTO-2
FOR SOFTTAILS 1986
OR LATER

FINISH OPTIONS
 PIPE/END CAP



Available with chrome or black heat shields and chrome or black end caps

CHURCHILL
2-INTO-2
FOR SOFTTAILS 1986
OR LATER

FINISH OPTIONS
 PIPE/END CAP



Customize in your choice of chrome or black with chrome or black end caps

Combines Rinehart Racing patented stepped header design and anti-reversion louver technology with sleek, one piece heat shields

18mm O2 sensor ports

A classic straight pipe look with modern performance technology

Complimented by 2.5" full coverage heat shields creating a sleek, clean look

Features a double stepped header design producing maximum performance and power

Pictured above: Part No. 300-0102

1986 - LATER SOFTAIL 2-INTO-2 FLUSH

Part No.	System Description
300-0100	1986-Later Softail 2-into-2 System Flush Chrome with Black End Caps
300-0100C	1986-Later Softail 2-into-2 System Flush Chrome with Chrome End Caps
300-0102	1986-Later Softail 2-into-2 System Flush Black with Black End Caps
300-0102C	1986-Later Softail 2-into-2 System Flush Black with Chrome End Caps

*For 2012 or newer bikes, part number 35-001 Bung Adapter Kit also needed. Sold separately.
 **Not recommended for Breakout®

Pictured above: Part No. 300-0121

1986 - LATER SOFTAIL CHURCHILL 2-INTO-2

Part No.	System Description
300-0120	1986-Later Softail Churchill 2-into-2 System Chrome with Black End Caps
300-0120C	1986-Later Softail Churchill 2-into-2 System Chrome with Chrome End Caps
300-0121	1986-Later Softail Churchill 2-into-2 System Black with Black End Caps
300-0121C	1986-Later Softail Churchill 2-into-2 System Black with Chrome End Caps

*For 2012 or newer bikes, part number 35-001 Bung Adapter Kit also needed. Sold separately.
 **Not recommended for Breakout®

RINEHART
RACING

DYNA SYSTEMS


2-INTO-1 · CROSS BACKS · 2-INTO-2
CHURCHILL 2-INTO-2




2-INTO-1

FOR DYNAS

2006 & LATER



FINISH OPTIONS
PIPE/END CAP




You own what is arguably the best-handling Harley of them all. Make it perform to its maximum capability with a Rinehart Racing 2-into-1 system.



Can be customized in chrome or black with your choice of chrome or black end caps

Each Rinehart Racing 2-into-1 system utilizes the same stepped headers, anti-reversion louver technology and baffles as our touring systems

Provides low-, mid-, and high-end torque, allowing you to achieve the ultimate in performance

Pictured above: Part No. 200-0300C

2006 - LATER DYNA 2-INTO-1

Part No. System Description


200-0300	2006-Later Dyna 2-into-1 System Chrome with Black End Cap
200-0300C	2006-Later Dyna 2-into-1 System Chrome with Chrome End Cap
200-0301	2006-Later Dyna 2-into-1 System Black with Black End Cap
200-0301C	2006-Later Dyna 2-into-1 System Black with Chrome End Cap

*For 2012 or newer bikes, part number 35-001 Bung Adapter Kit also needed. Sold separately.


CROSS BACKS

FOR DYNAS

2006 & LATER



FINISH OPTIONS
PIPE/END CAP




Exclusive Rinehart Racing logo laser cut into the front heat shield



Rinehart's most powerful and twisted design, Cross Backs deliver double-stepped headers that empty into a 2.5" muffler

Throws out maximum torque and horsepower

Can be customized in chrome or black with your choice of chrome or black end caps

Pictured above: Part No. 400-0210

2006 - LATER DYNA CROSS BACKS

Part No. System Description

400-0200	2006-Later Dyna Cross Backs Flush Chrome with Black End Caps (Forward controls only)
400-0200C	2006-Later Dyna Cross Backs Flush Chrome with Chrome End Caps (Forward controls only)
400-0210	2006-Later Dyna Cross Backs Flush Black with Black End Caps (Forward controls only)

*For 2012 or newer bikes, part number 35-001 Bung Adapter Kit also needed. Sold separately.



2-INTO-2
FOR DYNAS 2006 & LATER
 FINISH OPTIONS
 PIPE/END CAP

CHURCHILL
2-INTO-2
FOR DYNAS 2006 & LATER
 FINISH OPTIONS
 PIPE/END CAP



A classic straight pipe look with modern performance technology



18mm O2 sensor ports

Combines Rinehart Racing patented stepped header design and anti-reversion louver technology with sleek, one piece heat shields

Can be combined with black or chrome heat shields and end caps

Features a double stepped header design that produces maximum performance and power

Complimented by 2.5" full coverage heat shields that create a sleek, clean look

Pictured above: Part No. 300-0202

Pictured above: Part No. 300-0220C

2006 - LATER DYNA 2-INTO-2 FLUSH

2006 - LATER DYNA CHURCHILL 2-INTO-2

Part No.	System Description
300-0200	2006-Later 2-into-2 Flush Chrome with Black End Caps
300-0200C	2006-Later 2-into-2 Flush Chrome with Chrome End Caps
300-0202	2006-Later 2-into-2 Flush Black with Black End Caps
300-0202C	2006-Later 2-into-2 Flush Black with Chrome End Caps

Part No.	System Description
300-0220	2006-Later Dyna Churchill 2-into-2 Chrome with Black End Caps
300-0220C	2006-Later Dyna Churchill 2-into-2 Chrome with Chrome End Caps
300-0221	2006-Later Dyna Churchill 2-into-2 Black with Black End Caps
300-0221C	2006-Later Dyna Churchill 2-into-2 Black with Chrome End Caps

*For 2012 or newer bikes, part number 35-001 Bung Adapter Kit also needed. Sold separately.

*For 2012 or newer bikes, part number 35-001 Bung Adapter Kit also needed. Sold separately.



RINEHART
RACING

SPORTSTER SYSTEMS

CROSS BACKS

RINEHART
RACINGCROSS
BACKSFOR SPORTSTERS 2004
-
2013FINISH OPTIONS
PIPE/END CAP

Combine the performance of a Rinehart Racing system with the agility of your Sportster to create the ultimate riding experience.

- Provides all the features as our Softail and Dyna Cross Backs
- Double stepped headers for increased exhaust scavenging effect
- Offers 18mm O2 sensor ports for tuning
- Features full length heat shields with laser cut Rinehart Racing logo



Cross Backs provide higher horsepower and torque gains than any other system

Can be customized with your choice of chrome or black end caps

Available in your choice of chrome or black

Unique over/under design gives aggressive sound and performance

Exclusive laser cut Rinehart Racing logo on heat shield

2004 - LATER SPORTSTER CROSS BACKS

Part No.	System Description
400-0300	2004-2013 XL Cross Backs Flush Chrome with Black End Caps
400-0300C	2004-2013 XL Cross Backs Flush Chrome with Chrome End Caps
400-0301	2004-2013 XL Cross Backs Flush Black with Black End Caps
400-0301C	2004-2013 XL Cross Backs Flush Black with Chrome End Caps

THE OLD WOOD CO.

The Old Wood Co.



RINEHART
R A C I N G

SLIP-ONS

3.5" AND 4" SLIP-ON MUFFLERS
FOR TOURING MODELS



SLIP-ONS

FOR TOURING MODELS

1995
or
LATER

FINISH OPTIONS
PIPE/END CAP



Available options:

4" Slip-On Chrome Mufflers
With Chrome End Caps
Part No. 500-0102



4" Slip-On Black Mufflers
With Chrome End Caps
Part No. 500-0103C



4" Slip-On Black Mufflers
With Black End Caps
Part No. 500-0103



The look and the sound that started it all.

Rinehart Racing mufflers are known worldwide for their distinctive sound and appearance. Rinehart Slip-Ons feature the same race-proven muffler and baffle design as their big brother touring systems in an easy-to-install package. Complete the look of your touring model Harley-Davidson with your choice of 3.5" or 4" mufflers in chrome or black, and finish off with chrome or black exclusive Rinehart logo end caps.

1995 - LATER SLIP-ON MUFFLERS

Part No.	Part Description
500-0100	1995-2009 Touring 3.5" Slip-On Mufflers Chrome with Black End Caps
500-0100C	1995-2009 Touring 3.5" Slip-On Mufflers Chrome with Chrome End Caps
500-0101	1995-2009 Touring 3.5" Slip-On Mufflers Black with Black End Caps
500-0101C	1995-2009 Touring 3.5" Slip-On Mufflers Black with Chrome End Caps
500-0102	1995-Later Touring 4" Slip-On Mufflers Chrome With Black End Caps
500-0102C	1995-Later Touring 4" Slip-On Mufflers Chrome With Chrome End Caps
500-0103	1995-Later Touring 4" Slip-On Mufflers Black With Black End Caps
500-0103C	1995-Later Touring 4" Slip-On Mufflers Black With Chrome End Caps

*Touring Slip-Ons fit 1 3/4" head pipes. Will not fit Rinehart Racing True Dual headers.

RINEHART
RACING

ADDITIONAL COMPONENTS

END CAPS · BAFFLES · CLAMPS
ACCESSORIES

To inquire or order component parts,
please contact your local dealer.

For a complete list of all the dealers in your area, visit us online at
www.rinehartracing.com.

MOTO SERIES

AVAILABLE IN 3.5" AND 4" SIZES



CASTLE

4" Machined End Cap Pair
"Castle" Style, Black
Part No. 900-0110



MERGE

4" Machined End Cap Pair
"Merge" Style, Black
Part No. 900-0120



SLOT

4" Machined End Cap Pair
"Slot" Style, Black
Part No. 900-0130

MOTO SERIES FOR TOURING MODELS

Part No.	System Description
900-0110	4" Machined End Cap Pair "Castle" Style, Black
900-0111	4" Machined End Cap Pair "Castle" Style, Chrome
900-0117	4" Machined End Cap "Castle" Style, Chrome
900-0118	4" Machined End Cap "Castle" Style, Black
900-0120	4" Machined End Cap Pair "Merge" Style, Black
900-0121	4" Machined End Cap Pair "Merge" Style, Chrome
900-0127	4" Machined End Cap Merge Style, Chrome
900-0128	4" Machined End Cap Merge Style, Black
900-0130	4" Machined End Cap Pair "Slot" Style, Black
900-0131	4" Machined End Cap Pair "Slot" Style, Chrome
900-0137	4" Machined End Cap "Slot" Style, Chrome
900-0138	4" Machined End Cap "Slot" Style, Black
900-0210	3.5" Machined End Cap Pair "Castle" Style, Black
900-0211	3.5" Machined End Cap Pair "Castle" Style, Chrome
900-0217	3.5" Machined End Cap "Castle" Style, Chrome
900-0218	3.5" Machined End Cap "Castle" Style, Black
900-0220	3.5" Machined End Cap Pair "Merge" Style, Black
900-0221	3.5" Machined End Cap Pair "Merge" Style, Chrome
900-0227	3.5" Machined End Cap Merge Style, Chrome
900-0228	3.5" Machined End Cap Merge Style, Black
900-0230	3.5" Machined End Cap Pair "Slot" Style, Black
900-0231	3.5" Machined End Cap "Slot" Style, Chrome
900-0237	3.5" Machined End Cap "Slot" Style, Chrome
900-0238	3.5" Machined End Cap "Slot" Style, Black



Men's Apparel

- Black Long Sleeve T-shirt (S - 3XL)
- Black Hooded Sweatshirt (S - 3XL)
- Black Crew Neck Sweatshirt (S - 3XL)
- Black Shop Shirt (S - 3XL)
- Black Short Sleeve T-shirt (S - 3XL)

Women's Apparel

- Shop Shirt w/ Pink Logo (S - XL)
- Hooded Sweatshirt w/ Pink Logo (S - 3XL)
- Crew Neck Sweatshirt w/ Pink Logo (S - 2XL)

Other Merchandise

- Coozie (Black or Pink)
- Trucker Hat (Black and White)
- Vinyl Decal (Black or White)
- Keychain w/ Bottle Opener

RINEHART WARRANTY INFORMATION

A Note About Sound and Performance

The quality of sound, the noise level and the performance of an exhaust system may vary due to engine displacement, cam timing and compression. Rinehart Racing does not warranty sound or performance.

System Modification and Misuse

Rinehart Racing will not warranty any product that has been modified or misused.

A Note About the Quality of the Product

All of us at Rinehart Racing are proud of the quality and craftsmanship of our product. We believe in and adhere to the highest standards of quality. If you feel you have a problem with our product, please contact us!

CHROME: Try as we may, our chrome is not always perfect. Small flaws and/or marks in the chrome do not always constitute an issue covered by warranty or a flawed product. If, upon inspection, you disagree, or, if the chrome is very obviously flawed, please call us before you install the system. The chrome finish on your Rinehart Racing product is of the highest quality, but to ensure its longevity it must be maintained properly. Salt, sand, and humidity are bad for chrome. If you ride the motorcycle in these conditions and do not clean and dry the chrome parts, the life of the chrome will be shortened. Do not use any abrasive cleaners or waxes. Rinehart Racing reserves the right to determine if the product has been maintained properly and has not been abused.

BLUING or DISCOLORATION: These conditions are caused by improper air/fuel ratio, dirty pipes, long periods of idling, or slow speed travel under load. Please see a reputable dealer for the proper configuration for your application. Discoloration is not a manufacturing or chrome process issue. Rinehart Racing does not warranty bluing or discoloration.

CERAMIC COATINGS: Ceramic coatings are applied by hand held sprayers which may cause minor differences in the finish. Small flaws and/or marks or inclusions in the finish do not always constitute an issue covered by warranty or a flawed product. If upon inspection, you disagree, or, if the finish is very obviously flawed, please call us before you install the system.

IF THE PRODUCT BREAKS: We will do our best to remedy the situation. The warranty department of Rinehart Racing must authorize all returns.

Defective Parts

Rinehart Racing replaces defective parts only, not the full system. Rinehart Racing reserves the right to inspect all parts related to a warranty claim and to refuse any warranty claim upon inspection of said parts.

How To Obtain Warranty Service

To obtain authorization to return the part, contact **Rinehart Racing** at (828) 350-7653. Send parts to us at the address below, together with a letter describing the problem. You must prepay all shipping costs.

**Rinehart Racing
Attn: Warranty
260 Rutledge Road
Fletcher, NC 28732**

DISCLAIMER: Any "add-on" or "modified" emissions-related parts contained in this catalog that are subject to anti-tampering laws have not been evaluated and exempted by the California Air Resources Board. As a manufacturer, Rinehart Racing makes no representation or warranty with respect to whether the emissions-related parts in this catalog are legal for sale, installation or use in any state unless the part is installed in a vehicle used only for closed-course competition. This disclaimer shall apply in the State of California or other states where anti-tampering laws regulate modifications that affect emissions for motor vehicles. Rinehart Racing expressly prohibits the use of any Rinehart Racing product that violates or is used in such a way to violate the laws of the State of California as shall be administered and enforced by the California Air Resources Board. For further information relating to the use of emissions-related parts or components on pollution-controlled motorcycles, visit the California Air Resource Board's web page at <http://www.arb.ca.gov>.





SLIP-ONS FOR TOURING BIKES

PAGE 30

RINEHART
R A C I N G

Fitted for Harley-Davidson stock exhaust systems or
the new Rinehart Racing Slimline Dual system

Part No.	Part Description
500-0100	1995-2009 Touring 3.5" Slip-On Mufflers Chrome with Black End Caps
500-0100C	1995-2009 Touring 3.5" Slip-On Mufflers Chrome with Chrome End Caps
500-0101	1995-2009 Touring 3.5" Slip-On Mufflers Black with Black End Caps
500-0101C	1995-2009 Touring 3.5" Slip-On Mufflers Black with Chrome End Caps
500-0102	1995-Later Touring 4" Slip-On Mufflers Chrome With Black End Caps
500-0102C	1995-Later Touring 4" Slip-On Mufflers Chrome With Chrome End Caps
500-0103	1995-Later Touring 4" Slip-On Mufflers Black With Black End Caps
500-0103C	1995-Later Touring 4" Slip-On Mufflers Black With Chrome End Caps