

# RINEHART

R A C I N G



INTERNATIONAL  
PRODUCT GUIDE



# TOP QUALITY. CUSTOM CRAFTSMANSHIP. PREMIUM CUSTOMER SERVICE.

A pioneer in V-Twin performance exhaust, the name “Rinehart” is synonymous with power and the highest level of performance enhancement. Moreover, we are known for masterminding an iconic, unmistakable crisp yet throaty exhaust note that is unique to any other brand and has to be heard to fully understand. But our story doesn’t stop with performance. The company’s products are designed and handcrafted by men and women possessing the benchmarks of success - passionate engineering, expert craftsmanship, unyielding work ethic. This is the culture behind the blood and sweat that is breathed into every Rinehart product handmade in Asheville, North Carolina. With a heritage and legacy in professional racing, dozens of world championships in NASCAR, INDYCar, and NHRA have relied on Rinehart Racing exhausts over the years.

For more than ten years now, I've watched this company grow from a small boutique performance shop to a globally recognized brand that has, in its own way, changed how people look at exhaust. Our story is about a group of people in Asheville, North Carolina that form a cohesive community with thousands of individuals who trust us enough to display our name on their bike. Although we all come from different walks of life, we are part of a culture that shares a love for riding, an appreciation for community, and a desire to experience total enjoyment of the ride through the sensation of the throttle, the sound to the ear, and the fresh air in the face.

To all of you who have promoted my brand, sold my parts, put my pipes on your bike, thank you. Our goal is to give you the very best in performance, quality and customer service. You are more than a customer to us; you are part of our family. Because of your loyalty, we continue to grow exponentially year over year and yet, our commitment to our core principles is also to maintain that same small boutique performance shop I saw when I became an owner in this company. While I’m proud of what we’ve accomplished, I’m also humbled every time I see a set of Rineharts on a bike throughout my travels across the world. As such, we dedicate our success to you – our rider, our dealer, our international distributor, our brand ambassador – and we honor the legacy you are creating for the name “Rinehart.” Thank you for being an invaluable part of my Rinehart family.

Judd Hollifield  
Owner & CEO

## HARLEY

### TOURING

|                             |    |
|-----------------------------|----|
| CARBON FIBER WHEELS         | 3  |
| SLIP-ONS                    | 5  |
| END CAPS                    | 10 |
| SLIMLINE DUALS®             | 11 |
| 2-INTO-1                    | 13 |
| XTREME TRUE DUALS           | 14 |
| TRUE DUALS                  | 15 |
| TRI GLIDE® AND FREEWHEELER® | 16 |
| AIR CLEANERS                | 21 |

### SOFTAIL®

|              |    |
|--------------|----|
| SLIP-ONS     | 17 |
| 2-INTO-1     | 19 |
| 2-INTO-2     | 20 |
| AIR CLEANERS | 21 |

## INDIAN

|                  |    |
|------------------|----|
| TOURING SLIP-ONS | 23 |
| SLIMLINE DUALS®  | 25 |
| CHIEF SLIP-ONS   | 27 |
| SCOUT SLIP-ONS   | 28 |



# CARBON FIBER WHEELS

HD TOURING  
HD LOW RIDER S/ST  
INDIAN CHALLENGER

## UNMATCHED PERFORMANCE

A passion for performance, a drive for premium quality, a commitment to the people who ride Rinehart, our desire to reinvent the experience of a motorcycle - we are Rinehart Racing.

Innovations in performance exhaust, pioneering customer service and the very best quality that ranks second to none make Rinehart Racing® performance parts cutting-edge and the undisputed leader in the aftermarket industry.

The next evolution in performance products from Rinehart Racing is here: Carbon Fiber.

From the racetrack to your motorcycle, Rinehart Racing Carbon Fiber delivers the peak of performance in any situation. Incredibly strong, unbelievably light-weight, Rinehart Carbon Fiber will leave you speechless with the effect it has on your American V-Twin motorcycle.



### Increased Acceleration

By reducing weight, Rinehart Carbon Fiber wheels let your engine work more efficiently allowing the engine to accelerate with less resistance.



### Better Braking

Rinehart Carbon Fiber wheels allow your motorcycle to brake more efficiently, allowing you stop quicker at shorter distances for those unexpected moments on the road.



### Less Road Vibration

Rinehart Carbon Fiber is uniquely handcrafted to not only be lighter than aluminum and stronger than steel, but to also absorb more road vibration making your ride more comfortable.

Rinehart Racing's carbon fiber wheels are up to 60% lighter than an aluminum alloy wheel.

Our super-light, beautifully woven carbon fiber construction is engineered for optimal strength and stiffness, with the added benefit of diminishing road noise and dampening vibration for increased comfort.

SAFER – one single test wheel is used to pass the entire range DOT E and JWL testing regimens while aluminum wheel manufacturers use a new wheel for each of the individual test parameters – because their wheel is unusable after each individual test.

Our wheels dramatically reduce unsprung weight and wheel inertia, thereby boosting acceleration, braking effectiveness and overall responsiveness, while delivering improved cornering, handling and control.

Rinehart's carbon fiber wheels heighten your entire riding experience - you can actually feel the difference.

## TWO STYLES TO CHOOSE FROM




TWIN TEK




TORQUE TEK

## CUSTOM COLORS AVAILABLE BY SPECIAL ORDER



BLUE



GOLD



GREEN



ORANGE



RED

| PART NO           | PRODUCT   |
|-------------------|---|
| HD Touring        |   |
| W10-3500          | HD Touring Twin TEK Composite Front Wheel 3.5"x19" Clear Gloss Finish w/Black Hubs          |
| W10-5500          | HD Touring Twin TEK Composite Rear Wheel 5.5"x18" Clear Gloss Finish w/Black Hubs           |
| W20-3500          | HD Touring Torque TEK Composite Front Wheel 3.5"x19" Clear Gloss Finish w/Black Hubs        |
| W20-5500          | HD Touring Torque TEK Composite Rear Wheel 5.5"x18" Clear Gloss Finish w/Black Hubs         |
| W10-3510          | HD Touring Twin TEK Composite Front Wheel 3.5"x21" Clear Gloss Finish w/Black Hubs          |
| W20-3510          | HD Touring Torque TEK Composite Front Wheel 3.5"x21" Clear Gloss Finish w/Black Hubs        |
| HD Low Rider      |   |
| W40-3500          | HD Low Rider S/ST Torque TEK Composite Front Wheel 3"x19" Clear Gloss Finish w/Black Hubs   |
| W40-5000          | HD Low Rider S/ST Torque TEK Composite Rear Wheel 5"x16" Clear Gloss Finish w/Black Hubs    |
| Indian Challenger |   |
| W50-3500          | Indian Challenger Twin TEK Composite Front Wheel 3.5"x19" Clear Gloss Finish w/Black Hubs   |
| W50-5500          | Indian Challenger Twin TEK Composite Rear Wheel 5.5"x18" Clear Gloss Finish w/Black Hubs    |
| W60-3500          | Indian Challenger Torque TEK Composite Front Wheel 3.5"x19" Clear Gloss Finish w/Black Hubs |
| W60-5500          | Indian Challenger Torque TEK Composite Rear Wheel 5.5"x18" Clear Gloss Finish w/Black Hubs  |



# SLIP-ONS

AVAILABLE FOR 1995 AND LATER

GIVE YOUR BIKE RUMBLE AND ROAR WITH RINEHART RACING'S ICONIC SOUND THAT STANDS ABOVE ALL OTHERS

## DBX

THE ICONIC RINEHART SOUND FOR ALL TWIN CAM AND M8 BAGGERS. DBX40 & DBX45 MUFFLERS FEATURE OUR PROPRIETARY DBX BAFFLES, PROVIDING OUR MOST AGGRESSIVE SOUND WHILE RETAINING THE CLASSIC RINEHART RUMBLE YOU KNOW AND LOVE.

### DBX MUFFLERS

| PART NO     | YEAR       | PRODUCT  |
|-------------|------------|--|
| 500-0182    | 2017-Later | DBX40 Chrome 4" Mufflers with Classic Black End Caps & DBX Baffles               |
| 500-0182C   | 2017-Later | DBX40 Chrome 4" Mufflers with Classic Chrome End Caps & DBX Baffles              |
| 500-0183    | 2017-Later | DBX40 Black 4" Mufflers with Classic Black End Caps & DBX Baffles                |
| 500-0185    | 2017-Later | DBX45 Chrome 4.5" Mufflers with Black Tradition End Caps & DBX Baffles           |
| 500-0185C   | 2017-Later | DBX45 Chrome 4.5" Mufflers with Chrome Tradition End Caps & DBX Baffles          |
| 500-0186    | 2017-Later | DBX45 Black 4.5" Mufflers with Black Tradition End Caps & DBX Baffles            |
| 500-0186PVD | 2017-Later | DBX45 4.5" Black PVD Coated Mufflers with Black Tradition End Caps & DBX Baffles |
| 500-0162    | 1995-2016  | DBX40 4" Slip-On Mufflers Chrome with Black End Caps & DBX Baffles               |
| 500-0162C   | 1995-2016  | DBX40 4" Slip-On Mufflers Chrome with Chrome End Caps & DBX Baffles              |
| 500-0163    | 1995-2016  | DBX40 4" Slip-On Mufflers Black with Black End Caps & DBX Baffles                |
| 500-0165    | 1995-2016  | DBX45 4.5" Slip-On Mufflers Chrome w/Black Tradition End Caps & DBX Baffles      |
| 500-0165C   | 1995-2016  | DBX45 4.5" Slip-On Mufflers Chrome w/Chrome Tradition End Caps & DBX Baffles     |
| 500-0166    | 1995-2016  | DBX45 4.5" Slip-On Mufflers Black w/Black Tradition End Caps & DBX Baffles       |

PICTURED

# HP45 & HP45XL

A brand new addition to the Rinehart Racing catalog of performance products, the HP45 brings a fresh style and finish paired with race-inspired performance and power you've come to expect from Rinehart. A perfect match to your ST Touring bike, the HP45 brings industry-leading engineering and unmatched style to any HD Touring bike, and packs the iconic Rinehart Rumble that has set us apart for years.



HP45XL in Black with Bronze Accents



Chrome with Black PVD



Chrome with Bourbon PVD

4.5" slip-on mufflers for 2017 and later Harley Touring models

Designed to work with stock head pipes.

Featuring our DBX Performance baffle which is engineered specifically to increase and enhance the sound of the Harley engine, while providing a free-flowing exhaust and the perfect amount of back pressure, unlocking both horsepower and torque.

100% American made and backed with our Forever Warranty, guaranteeing the quality that Rinehart is known for the world over.

Available in Black with Bronze accents, Chromewith Black PVD accents, or Chrome with Bourbon PVD accents.

| PART NO            | YEAR       | PRODUCT   |
|--------------------|------------|---|
| 2017-Later Touring |            |   |
| 500-1100           | 2017-Later | HP45 4.5" Touring Mufflers Chrome with Black PVD End Caps   |
| 500-1101           | 2017-Later | HP45 4.5" Touring Mufflers Black with Bronze End Caps       |
| 500-1102           | 2017-Later | HP45 4.5" Touring Mufflers Chrome with Bourbon PVD End Caps |
| 500-1110           | 2017-Later | HP45 XL 4.5" Mufflers Chrome with Black PVD End Caps        |
| 500-1111           | 2017-Later | HP45 XL 4.5" Mufflers Black with Bronze End Caps            |
| 500-1112           | 2017-Later | HP45 XL 4.5" Mufflers Chrome with Bourbon PVD End Caps      |

# MOTOPRO45

The MotoPro45 Slip-On Exhaust from Rinehart Racing delivers unparalleled performance, looks and sound. With a stout 4.5" muffler body and our standard 2.5" Spiral core baffles, the MotoPro45 Slip-On Mufflers are quieter than DBX, but still retain an unmistakable heart-pounding sound that will set you apart from the pack.



| PART NO            | YEAR       | PRODUCT   |
|--------------------|------------|---|
| 2017-Later Touring |            |   |
| 500-0110T          | 2017-Later | MOTOPRO45 Touring 4.5" Slip-On Mufflers Chrome with Black Tradition End Caps  |
| 500-0110TC         | 2017-Later | MOTOPRO45 Touring 4.5" Slip-On Mufflers Chrome with Chrome Tradition End Caps |
| 500-0111T          | 2017-Later | MOTOPRO45 Touring 4.5" Slip-On Mufflers Black with Black Tradition End Caps   |
| 500-0111TC         | 2017-Later | MOTOPRO45 Touring 4.5" Slip-On Mufflers Black with Chrome Tradition End Caps  |
| 500-0110-Merge     | 2017-Later | MOTOPRO45 Touring 4.5" Slip-On Mufflers Chrome with Black Merge End Caps      |
| 500-0110-Slot      | 2017-Later | MOTOPRO45 Touring 4.5" Slip-On Mufflers Chrome with Black Slot End Caps       |
| 500-0110C-Merge    | 2017-Later | MOTOPRO45 Touring 4.5" Slip-On Mufflers Chrome with Chrome Merge End Caps     |
| 500-0110C-Slot     | 2017-Later | MOTOPRO45 Touring 4.5" Slip-On Mufflers Chrome with Chrome Slot End Caps      |
| 500-0111-Merge     | 2017-Later | MOTOPRO45 Touring 4.5" Slip-On Mufflers Black with Black Merge End Caps       |
| 500-0111-Slot      | 2017-Later | MOTOPRO45 Touring 4.5" Slip-On Mufflers Black with Black Slot End Caps        |
| 500-0111C-Merge    | 2017-Later | MOTOPRO45 Touring 4.5" Slip-On Mufflers Black with Chrome Merge End Caps      |
| 500-0111C-Slot     | 2017-Later | MOTOPRO45 Touring 4.5" Slip-On Mufflers Black with Chrome Slot End Caps       |
| 1995-2016 Touring  |            |   |
| 500-0108T          | 1995-2016  | MOTOPRO45 Touring 4.5" Slip-On Mufflers Chrome with Black Tradition End Caps  |
| 500-0108TC         | 1995-2016  | MOTOPRO45 Touring 4.5" Slip-On Mufflers Chrome with Chrome Tradition End Caps |
| 500-0109T          | 1995-2016  | MOTOPRO45 Touring 4.5" Slip-On Mufflers Black with Black Tradition End Caps   |
| 500-0109TC         | 1995-2016  | MOTOPRO45 Touring 4.5" Slip-On Mufflers Black with Chrome Tradition End Caps  |
| 500-0108-Merge     | 1995-2016  | MOTOPRO45 Touring 4.5" Slip-On Mufflers Chrome with Black Merge End Caps      |
| 500-0108-Slot      | 1995-2016  | MOTOPRO45 Touring 4.5" Slip-On Mufflers Chrome with Black Slot End Caps       |
| 500-0108C-Merge    | 1995-2016  | MOTOPRO45 Touring 4.5" Slip-On Mufflers Chrome with Chrome Merge End Caps     |
| 500-0108C-Slot     | 1995-2016  | MOTOPRO45 Touring 4.5" Slip-On Mufflers Chrome with Chrome Slot End Caps      |
| 500-0109-Merge     | 1995-2016  | MOTOPRO45 Touring 4.5" Slip-On Mufflers Black with Black Merge End Caps       |
| 500-0109-Slot      | 1995-2016  | MOTOPRO45 Touring 4.5" Slip-On Mufflers Black with Black Slot End Caps        |
| 500-0109C-Merge    | 1995-2016  | MOTOPRO45 Touring 4.5" Slip-On Mufflers Black with Chrome Merge End Caps      |
| 500-0109C-Slot     | 1995-2016  | MOTOPRO45 Touring 4.5" Slip-On Mufflers Black with Chrome Slot End Caps       |

MOTOPRO45 4.5" Mufflers do not fit on 2017-Later Ultra Limited Low Models

## 4" SLIP-ONS

| PART NO            | YEAR       | PRODUCT  |
|--------------------|------------|--|
| 2017-Later Touring |            |  |
| 500-0106           | 2017-Later | Touring 4" Slip-On Mufflers Chrome with Black End Caps         |
| 500-0106C          | 2017-Later | Touring 4" Slip-On Mufflers Chrome with Chrome End Caps        |
| 500-0107           | 2017-Later | Touring 4" Slip-On Mufflers Black with Black End Caps          |
| 500-0107C          | 2017-Later | Touring 4" Slip-On Mufflers Black with Chrome End Caps         |
| 500-0106-Castle    | 2017-Later | Touring 4" Slip-On Mufflers Chrome with Black Castle End Caps  |
| 500-0106-Merge     | 2017-Later | Touring 4" Slip-On Mufflers Chrome with Black Merge End Caps   |
| 500-0106-Slot      | 2017-Later | Touring 4" Slip-On Mufflers Chrome with Black Slot End Caps    |
| 500-0106C-Castle   | 2017-Later | Touring 4" Slip-On Mufflers Chrome with Chrome Castle End Caps |
| 500-0106C-Merge    | 2017-Later | Touring 4" Slip-On Mufflers Chrome with Chrome Merge End Caps  |
| 500-0106C-Slot     | 2017-Later | Touring 4" Slip-On Mufflers Chrome with Chrome Slot End Caps   |
| 500-0107-Castle    | 2017-Later | Touring 4" Slip-On Mufflers Black with Black Castle End Caps   |
| 500-0107-Merge     | 2017-Later | Touring 4" Slip-On Mufflers Black with Black Merge End Caps    |
| 500-0107-Slot      | 2017-Later | Touring 4" Slip-On Mufflers Black with Black Slot End Caps     |
| 500-0107C-Castle   | 2017-Later | Touring 4" Slip-On Mufflers Black with Chrome Castle End Caps  |
| 500-0107C-Merge    | 2017-Later | Touring 4" Slip-On Mufflers Black with Chrome Merge End Caps   |
| 500-0107C-Slot     | 2017-Later | Touring 4" Slip-On Mufflers Black with Chrome Slot End Caps    |

## 1995-2016 Touring

|                  |           |  |
|------------------|-----------|--|
| 500-0102         | 1995-2016 | Touring 4" Slip-On Mufflers Chrome With Black End Caps         |
| 500-0102C        | 1995-2016 | Touring 4" Slip-On Mufflers Chrome With Chrome End Caps        |
| 500-0103         | 1995-2016 | Touring 4" Slip-On Mufflers Black With Black End Caps          |
| 500-0103C        | 1995-2016 | Touring 4" Slip-On Mufflers Black With Chrome End Caps         |
| 500-0102-Castle  | 1995-2016 | Touring 4" Slip-On Mufflers Chrome With Black Castle End Caps  |
| 500-0102-Merge   | 1995-2016 | Touring 4" Slip-On Mufflers Chrome With Black Merge End Caps   |
| 500-0102-Slot    | 1995-2016 | Touring 4" Slip-On Mufflers Chrome With Black Slot End Caps    |
| 500-0102C-Castle | 1995-2016 | Touring 4" Slip-On Mufflers Chrome With Chrome Castle End Caps |
| 500-0102C-Merge  | 1995-2016 | Touring 4" Slip-On Mufflers Chrome With Chrome Merge End Caps  |
| 500-0102C-Slot   | 1995-2016 | Touring 4" Slip-On Mufflers Chrome With Chrome Slot End Caps   |
| 500-0103-Castle  | 1995-2016 | Touring 4" Slip-On Mufflers Black With Black Castle End Caps   |
| 500-0103-Merge   | 1995-2016 | Touring 4" Slip-On Mufflers Black With Black Merge End Caps    |
| 500-0103-Slot    | 1995-2016 | Touring 4" Slip-On Mufflers Black With Black Slot End Caps     |

## 3.5" SLIP-ONS

|           |           |   |
|-----------|-----------|---|
| 500-0100  | 1995-2009 | Touring 3.5" Slip-On Mufflers Chrome with Black End Caps  |
| 500-0100C | 1995-2009 | Touring 3.5" Slip-On Mufflers Chrome with Chrome End Caps |
| 500-0101  | 1995-2009 | Touring 3.5" Slip-On Mufflers Black with Black End Caps   |
| 500-0101C | 1995-2009 | Touring 3.5" Slip-On Mufflers Black with Chrome End Caps  |

## ACCESSORIES

| PART NO  | YEAR       | PRODUCT   |
|----------|------------|---|
| 100-0110 | 1995-2016  | 2.25" Quiet baffle for all 4" True Duals and Touring Slip-Ons (Pair)                    |
| 100-0111 | 1995-2016  | 2.5" Performance Baffles for 1995-2016 3.5" & 4" True Duals and Touring Slip-Ons (Pair) |
| 100-0185 | 2017-Later | 2.5" Performance Baffles for all 4 and 4.5" 2017-Later Touring Slip-Ons (Pair))         |

MOTOPRO45 4.5" Mufflers do not fit on 2017-Later Ultra Limited Low Models





4" DBX40 Chrome with Black Tradition End Caps



MOTO  
SERIES™:  
CASTLE

MOTO  
SERIES™:  
MERGE

MOTO  
SERIES™:  
SLOT



MP45 TRADITION:  
4.5"

CLASSIC: 4"

MOTO SERIES™ END CAPS

| PART NO  | PRODUCT   |
|----------|---|
| 900-0020 | 4.5" Machined End Cap Pair "Merge" Style, Black   |
| 900-0021 | 4.5" Machined End Cap Pair "Merge" Style, Chrome  |
| 900-0030 | 4.5" Machined End Cap Pair "Slot" Style, Black    |
| 900-0031 | 4.5" Machined End Cap Pair "Slot" Style, Chrome   |
| 900-0110 | 4" Machined End Cap Pair "Castle" Style, Black    |
| 900-0111 | 4" Machined End Cap Pair "Castle" Style, Chrome   |
| 900-0117 | 4" Machined End Cap "Castle" Style, Chrome        |
| 900-0118 | 4" Machined End Cap "Castle" Style, Black         |
| 900-0120 | 4" Machined End Cap Pair "Merge" Style, Black     |
| 900-0121 | 4" Machined End Cap Pair "Merge" Style, Chrome    |
| 900-0127 | 4" Machined End Cap "Merge" Style, Chrome         |
| 900-0128 | 4" Machined End Cap "Merge" Style, Black          |
| 900-0130 | 4" Machined End Cap Pair "Slot" Style, Black      |
| 900-0131 | 4" Machined End Cap Pair "Slot" Style, Chrome     |
| 900-0137 | 4" Machined End Cap "Slot" Style, Chrome          |
| 900-0138 | 4" Machined End Cap "Slot" Style, Black           |
| 900-0210 | 3.5" Machined End Cap Pair "Castle" Style, Black  |
| 900-0211 | 3.5" Machined End Cap Pair "Castle" Style, Chrome |
| 900-0217 | 3.5" Machined End Cap "Castle" Style, Chrome      |
| 900-0218 | 3.5" Machined End Cap "Castle" Style, Black       |
| 900-0220 | 3.5" Machined End Cap Pair "Merge" Style, Black   |
| 900-0221 | 3.5" Machined End Cap Pair "Merge" Style, Chrome  |
| 900-0227 | 3.5" Machined End Cap "Merge" Style, Chrome       |
| 900-0228 | 3.5" Machined End Cap "Merge" Style, Black        |
| 900-0230 | 3.5" Machined End Cap Pair "Slot" Style, Black    |
| 900-0231 | 3.5" Machined End Cap Pair "Slot" Style, Chrome   |
| 900-0237 | 3.5" Machined End Cap "Slot" Style, Chrome        |
| 900-0238 | 3.5" Machined End Cap "Slot" Style, Black         |

CLASSIC END CAPS

|          |                                 |
|----------|---------------------------------|
| 900-0100 | 4" Black End Cap Pair           |
| 900-0101 | 4" Chrome End Cap Pair          |
| 100-0204 | Replacement 4" Chrome End Cap   |
| 100-0205 | Replacement 4" Black End Cap    |
| 900-0200 | 3.5" Black End Cap Pair         |
| 900-0201 | 3.5" Chrome End Cap Pair        |
| 100-0117 | Replacement 3.5" Chrome End Cap |
| 100-0118 | Replacement 3.5" Black End Cap  |

MOTOPRO45 END CAPS (FITS DBX45 SLIP-ONS)

|          |   |
|----------|---|
| 900-0154 | MOTOPRO45 4.5" Black Tradition End Cap Pair         |
| 900-0155 | MOTOPRO45 4.5" Chrome Tradition End Cap Pair        |
| 900-0156 | MOTOPRO45 4.5" Replacement Black Tradition End Cap  |
| 900-0157 | MOTOPRO45 4.5" Replacement Chrome Tradition End Cap |

END CAPS

MOTO SERIES™  
CLASSIC • MOTOPRO45™



Moto Series™ Slot End Cap  
AVAILABLE FOR 3.5", 4", 4.5"



Moto Series™ Merge End Cap  
AVAILABLE FOR 3.5", 4", 4.5"



Moto Series™ Castle End Cap  
AVAILABLE FOR 3.5", 4"



# SLIMLINE DUALS®

AVAILABLE FOR 2009 AND LATER TOURING



Slimline Duals in Black, with Black 3.5" Slip On Mufflers and Black End Caps  
100-0451, 500-0101



Slimline Duals in Chrome, with Chrome 4" DBX Slip On Mufflers and Black End Caps  
100-0452, 500-0182



Slimline Duals in Black, with Black 4" Slip On Mufflers and Chrome End Caps  
100-0451, 500-0103C

Performance exhaust system that wraps up a blast of bottom-end torque and top end horsepower

The answer for riders who want to add a header system to a bike previously equipped with Rinehart Racing® slip-on mufflers

Header configuration routes head pipes away from the rider's leg, keeping heat away and providing a comfortable ride

Features 12mm & 18mm O2 ports, with optimum placement for dyno tuning and proper measurement of the exhaust gas concentration from the port, making the engine perform efficiently.

Slimline Headers are designed to match up perfectly to any Rinehart Racing slip-on mufflers, creating a complete system

| PART NO                         | PRODUCT  |
|---------------------------------|--|
| 2017-Later HD Touring and Trike |  |
| 100-0452                        | 2017-Later Slimline Duals Header Kit for Touring Models Chrome |
| 100-0453                        | 2017-Later Slimline Duals Header Kit for Touring Models Black  |
| 2009-2016 HD Touring and Trike  |  |
| 100-0450                        | 2009-2016 Slimline Duals Header Kit for Touring Models Chrome  |
| 100-0451                        | 2009-2016 Slimline Duals Header Kit for Touring Models Black   |


PICTURED

For Tri-Glide and Freewheeler Part Numbers, go to Page 16




# 2-INTO-1

AVAILABLE FOR 1995-2008, AND 2017-LATER TOURING



4" CHROME WITH BLACK

4" CHROME WITH CHROME



4" BLACK WITH BLACK

4" BLACK WITH CHROME

PART NO      YEAR      PRODUCT

|           |            |  |
|-----------|------------|--|
| 200-0106  | 2017-Later | Touring 2-into-1 System Chrome with Black End Cap  |
| 200-0106C | 2017-Later | Touring 2-into-1 System Chrome with Chrome End Cap |
| 200-0107  | 2017-Later | Touring 2-into-1 System Black with Black End Cap   |
| 200-0107C | 2017-Later | Touring 2-into-1 System Black with Chrome End Cap  |
| 200-0100  | 2009-2016  | Touring 2-into-1 System Chrome with Black End Cap  |
| 200-0100C | 2009-2016  | Touring 2-into-1 System Chrome with Chrome End Cap |
| 200-0101  | 2009-2016  | Touring 2-into-1 System Black with Black End Cap   |
| 200-0101C | 2009-2016  | Touring 2-into-1 System Black with Chrome End Cap  |
| 200-0104  | 1995-2008  | Touring 2-into-1 System Chrome with Black End Cap  |
| 200-0104C | 1995-2008  | Touring 2-into-1 System Chrome with Chrome End Cap |
| 200-0105  | 1995-2008  | Touring 2-into-1 System Black with Black End Cap   |
| 200-0105C | 1995-2008  | Touring 2-into-1 System Black with Chrome End Cap  |

FITMENTS: Touring 2-into-1 1995-2008/2009-2016: No CVOs. 2017 fits CVO. No Tri Glides. No Freewheelers

PICTURED

Classic, sleek look that packs a punch of performance, making it the best performing 2-into-1 in the industry

Utilizes stepped header technology that scavenges the exhaust efficiently, or draws it out of the cylinder, allowing the engine to operate at peak performance making the most horsepower

Best of both worlds—stepped header 2-into-1 system provides the rider with powerful low-end torque that does not sacrifice maximum top-end horsepower

This power system is wrapped up in smooth aesthetics of a half-megaphone/half-straight muffler body along with precision laser-cut heat shields and a sleek collector heat shield

2-into-1 muffler can be accessorized with 4" Moto Series™ end caps

# XTREME TRUE DUALS

STEPPED HEADER DESIGN DELIVERING  
MAXIMUM PERFORMANCE

AVAILABLE FOR 2009-2016 TOURING



Stepped header design scavenges the exhaust, allowing the engine to efficiently operate at peak performance, maximizing horsepower and torque

Equal-length head pipes provide for equal exhaust gas pressure between cylinders for optimum performance between the two cylinders

Header configuration routes head pipes away from the rider's leg, keeping heat away and providing a comfortable ride

Features 12mm & 18mm O2 ports with optimum placement for dyno tuning and proper measurement of the exhaust gas concentration from the port, making the engine perform efficiently.

Anti-reversion louvers eliminate the negative pulse from traveling back into the port and robbing the engine of horsepower

Full-coverage, laser-cut heat shields

All mufflers can be accessorized with Moto Series™ end caps

PART NO      YEAR      PRODUCT

|           |           |   |
|-----------|-----------|---|
| 100-0200  | 2009-2016 | Xtreme True Duals Chrome with Black End Caps (4" Mufflers)    |
| 100-0200C | 2009-2016 | Xtreme True Duals Chrome with Chrome End Caps (4" Mufflers)   |
| 100-0201  | 2009-2016 | Xtreme True Duals Black with Black End Caps (4" Mufflers)     |
| 100-0201C | 2009-2016 | Xtreme True Duals Black with Chrome End Caps (4" Mufflers)    |
| 100-0100  | 2009-2016 | Xtreme True Duals Chrome with Black End Caps (3.5" Mufflers)  |
| 100-0100C | 2009-2016 | Xtreme True Duals Chrome with Chrome End Caps (3.5" Mufflers) |
| 100-0101  | 2009-2016 | Xtreme True Duals Black with Black End Caps (3.5" Mufflers)   |
| 100-0101C | 2009-2016 | Xtreme True Duals Black with Chrome End Caps (3.5" Mufflers)  |
| 100-0110  |           | Quiet Baffles (4" only)                                       |
| 100-0111  |           | Hi-Flo Baffles  |

PICTURED



TOURING

# TRUE DUALS

STEPPED HEADER DESIGN WITH ANTI-REVERSION LOUVERS

AVAILABLE FOR 1995-2008 TOURING



| PART NO   | YEAR      | PRODUCT  |
|-----------|-----------|--|
| 100-0202  | 1995-2008 | Touring True Duals Chrome with Black End Caps (4" Mufflers)    |
| 100-0202C | 1995-2008 | Touring True Duals Chrome with Chrome End Caps (4" Mufflers)   |
| 100-0203  | 1995-2008 | Touring True Duals Black with Black End Caps (4" Mufflers)     |
| 100-0203C | 1995-2008 | Touring True Duals Black with Chrome End Caps (4" Mufflers)    |
| 100-0102  | 1995-2008 | Touring True Duals Chrome with Black End Caps (3.5" Mufflers)  |
| 100-0102C | 1995-2008 | Touring True Duals Chrome with Chrome End Caps (3.5" Mufflers) |
| 100-0103  | 1995-2008 | Touring True Duals Black with Black End Caps (3.5" Mufflers)   |
| 100-0103C | 1995-2008 | Touring True Duals Black with Chrome End Caps (3.5" Mufflers)  |
| 100-0110  |           | Quiet Baffles (4" only)  |
| 100-0111  |           | Hi-Flo Baffles   |

PICTURED

FINISH OPTIONS FOR TRUE DUALS  
(PIPE/END CAPS)



# TRI GLIDE® AND FREEWHEELER®



Conversion Kit allows you to install Slimline Duals® and Xtreme True Duals on Tri Glide® and Slimline Duals® on Freewheeler®

Header configuration designed to route head pipes away from both rider's and passenger's legs, reducing heat and providing a comfortable ride

| PART NO   | PRODUCT   |
|-----------|---|
| Slip-Ons  |   |
| 500-0102  | 4" Slip-on mufflers for 2015-Later Freewheelers and 2022-Later Road Glide 3, Chrome w/Black end caps        |
| 500-0102C | 4" Slip-on mufflers for 2015-Later Freewheelers and 2022-Later Road Glide 3, Chrome w/Chrome end caps       |
| 500-0162  | DBX40 4" Slip-on mufflers for 2015-Later Freewheelers and 2022-Later Road Glide 3, Chrome w/Black end caps  |
| 500-0162C | DBX40 4" Slip-on mufflers for 2015-Later Freewheelers and 2022-Later Road Glide 3, Chrome w/Chrome end caps |

|          |  |
|----------|--|
| Headers  |  |
| 100-0450 | Chrome Slimline Duals Header kit for 2009-2016 Tri Glide, 2014-2016 Freewheeler                      |
| 100-0451 | Black Slimline Duals Header kit for 2009-2016 Tri Glide, 2014-2016 Freewheeler                       |
| 100-0452 | Chrome Slimline Duals Header kit for 2017-Later Tri Glide and 2017-Later Freewheeler                 |
| 100-0453 | Black Slimline Duals Header kit for 2017-Later Tri Glide and 2017-Later Freewheeler                  |
| 100-0470 | Trike conversion kit, required for Slimline Duals on 2009-2016 Tri Glide, 2014-2016 Freewheeler      |
| 100-0480 | Trike conversion kit, required for Slimline Duals on 2017-Later Tri Glide and 2017-Later Freewheeler |



SOFTAIL®

# SLIP-ONS



3.5" Slip-On mufflers for 2018-Later Harley-Davidson Softail models  
Replaces quiet whisper of factory mufflers with our legendary deep and throaty exhaust note

Brings a deep, throaty rumble to the Milwaukee 8 platform

Compliments the classic styling of the 2018-Later Softail line

Available in Black or Chrome with your choice of Black or Chrome Classic end caps

Fitment one is designed to perfectly fit Softail Slim, Street Bob, Breakout, Fat Boy, and all Lowrider models

Fitment two designed for Heritage Classic and Deluxe models

New OEM muffler gasket required for installation

This system is catalyst equipped and designed to be 49-state emissions compliant. Pursuant to the Clean Air Act, this exhaust system will not adversely affect emissions. Not legal for sale or use in California on any pollution-controlled motor vehicle.

# HP35

Rinehart Racing is proud to introduce something all new for 2018-Later Softails; The HP35 Slip-on mufflers. Delivering high performance, unique styling, and a sound that riders everywhere have fallen in love with.

Featuring DBX style baffles, and Bronze End Caps and Badging, these pipes are sure to set you apart from the crowd while matching your ST and Anniversary HD Softail perfectly



All new HP35 in Black with Bronze End Caps and Badging

Race-inspired performance and style with the same iconic Rinehart Rumble riders love

3.5" muffler body with DBX style performance catalyst baffle delivers a serious boost in horsepower and torque

Look and sound that's specially engineered to deliver the most performance and the best sound

Easy installation. Tuning recommended, but not required

Requires replacement of OEM gaskets, not included

\*NOT available for 2018-Later Fat Bob models

| PART NO                       | PRODUCT  | FITMENT   |
|-------------------------------|--|---|
| 4.5" Fat Bob and Softail 3.5" |  |   |
| 500-1220                      | Softail Fat Bob 4.5" Slip-On Mufflers Black with Black End Caps      | 2018-Later Fat Bob  |
| 500-1200                      | Softail 3.5" Slip-On Mufflers Chrome with Black Classic End Caps     | 2018-Later Street Bob, Lowrider, Slim, Breakout, Standard and Fat Boy |
| 500-1200C                     | Softail 3.5" Slip-On Mufflers Chrome with Chrome Classic End Caps    | 2018-Later Street Bob, Lowrider, Slim, Breakout, Standard and Fat Boy |
| 500-1200-Slot                 | Softail 3.5" Slip-On Mufflers Chrome with Black Slot End Caps        | 2018-Later Street Bob, Lowrider, Slim, Breakout, Standard and Fat Boy |
| 500-1201                      | Softail 3.5" Slip-On Mufflers Black with Black Classic End Caps      | 2018-Later Street Bob, Lowrider, Slim, Breakout, Standard and Fat Boy |
| 500-1210                      | Softail 3.5" Slip-On Mufflers Chrome with Black Classic End Caps     | 2018-Later Heritage Classic, and Deluxe                               |
| 500-1210C                     | Softail 3.5" Slip-On Mufflers Chrome with Chrome Classic End Caps    | 2018-Later Heritage Classic, and Deluxe                               |
| 500-1211                      | Softail 3.5" Slip-On Mufflers Black with Black Classic End Caps      | 2018-Later Heritage Classic, and Deluxe                               |
| 500-1230                      | 4" Sport Glide Slip-On Muffler Chrome with Black End                 | 2018-Later Sport Glide  |
| 500-1230C                     | 4" Sport Glide Slip-On Muffler Chrome with Chrome End Cap            | 2018-Later Sport Glide  |
| 500-1231                      | 4" Sport Glide Slip-On Muffler Black with Black End Cap              | 2018-Later Sport Glide  |
| 500-1231C                     | 4" Sport Glide Slip-On Muffler Black with Chrome End Cap             | 2018-Later Sport Glide  |
| 500-1241                      | Softail 3.5" HP35 Slip-On Mufflers Black with Bronze End Cap & Badge | 2018-Later Street Bob, Lowrider, Slim, Breakout, Standard and Fat Boy |

2018-Later Fat Boy Slipons are not compatible with OEM muffler heat shield





# 2-INTO-1

AVAILABLE FOR 2018 AND LATER  
AND 1986-2017



SOFTAIL

## 2018-Later Softail Models

All new version for 2018-Later Softail models features specially-designed headers and our unique Contour collector, unleashing the full power and potential of the M8 motor.

**Fitment One:** Deluxe, Slim, Street Bob, Low rider, Fat Bob

**Fitment Two:** Heritage, Fat Boy, Breakout, Sport Glide

3.5" muffler gives your Softail a deep, warm tone that's also aggressive and sure to get your heart pounding.

Features 18MM O2 bungs for use with wide band tuners, with bung adaptor kit for standard tuners included in the kit.

Accepts 3.5" Moto Series end caps.

## 1986-2017 Softail Models

Our most popular system for Softail models includes our Stepped Header design for optimum exhaust scavenging, allowing the engine to operate at peak performance. Now featuring our Contour collector, designed to optimize backpressure and maximize horsepower and torque.

4" half megaphone muffler delivers the Rinehart sound you demand.

2012-2017 models require bung adaptor part number 35-001, sold separately.

Accepts 4" Moto Series end caps.

Mid Control Models require peg adaptor kit HK-M8ST PEG, sold separately

| PART NO   | YEAR       | PRODUCT  |
|---|------------|--|
| Fitment for Deluxe, Slim, Street Bob, Low Rider, Low Rider S, Standard, Fat Bob |            |  |
| 200-0202  | 2018-Later | Softail 2-Into-1 System Chrome with Black End Cap  |
| 200-0202C   | 2018-Later | Softail 2-Into-1 System Chrome with Chrome End Cap |
| 200-0203  | 2018-Later | Softail 2-Into-1 System Black with Black End Cap   |
| 200-0203C   | 2018-Later | Softail 2-Into-1 System Black with Chrome End Cap  |
| Fitment for Heritage, Fat Boy, Breakout, Sport Glide, Low Rider ST              |            |  |
| 200-0204  | 2018-Later | Softail 2-Into-1 System Chrome with Black End Cap  |
| 200-0204C   | 2018-Later | Softail 2-Into-1 System Chrome with Chrome End Cap |
| 200-0205  | 2018-Later | Softail 2-Into-1 System Black with Black End Cap   |
| 200-0205C   | 2018-Later | Softail 2-Into-1 System Black with Chrome End Cap  |
| 200-0200  | 1986-2017  | Softail 2-into-1 System Chrome with Black End Cap  |
| 200-0200C   | 1986-2017  | Softail 2-into-1 System Chrome with Chrome End Cap |
| 200-0201  | 1986-2017  | Softail 2-into-1 System Black with Black End Cap   |
| 200-0201C   | 1986-2017  | Softail 2-into-1 System Black with Chrome End Cap  |

PICTURED

FITMENTS: Requires removal of saddlebag mounting bracket on some models.

SOFTAIL®

# 2-INTO-2



Classic styling with modern performance for the 2018-Later Softail models

Delivers a powerful punch of sound that will turn heads

Features 18MM O2 bungs for use with wide-band tuners, with a bung adapter kit for standard tuners included in the box. for 2018-Later Models. 2012-2017 use part number 35-001 adaptors.

Available in Chrome or Black with Chrome or Black end caps.

2018-Street Bob, Low Rider S/ST, and Standard models require peg adaptor kit HK-M8ST PEG, sold separately.



Churchill 2-into-2

| PART NO   | YEAR       | PRODUCT   |
|-----------|------------|---|
| 300-1100  | 2018-Later | Softail 2-into-2 System Chrome with Black End Cap             |
| 300-1100C | 2018-Later | Softail 2-into-2 System Chrome with Chrome End Cap            |
| 300-1101  | 2018-Later | Softail 2-into-2 System Black with Black End Cap              |
| 300-1101C | 2018-Later | Softail 2-into-2 System Black with Chrome End Cap             |
| 300-0120  | 1986-2017  | Softail Churchill 2-into-2 System Chrome with Black End Caps  |
| 300-0120C | 1986-2017  | Softail Churchill 2-into-2 System Chrome with Chrome End Caps |
| 300-0121  | 1986-2017  | Softail Churchill 2-into-2 System Black with Black End Caps   |
| 300-0121C | 1986-2017  | Softail Churchill 2-into-2 System Black with Chrome End Caps  |

PICTURED



# MOTO SERIES™ INVERTED AIR CLEANER

BREATHE IN. PEEL OUT.



Packed with patented technology and precision engineering, the Moto Series™ Inverted Air Cleaner drastically improves airflow over stock filters and delivers uncompromising performance. Available in your choice of black or chrome and designed with the same level of quality Rinehart® customers have come to expect, the Inverted Air Cleaner looks as good as it performs; the perfect compliment to your Rinehart® exhaust.

Highly-efficient hidden breather and virtually closed loop system

Inverted, pleated top and sides maximize airflow from all angles-not just the sides

Forged aluminum machined cover protects the filter element and adds distinct Rinehart Racing® style to your ride

Synthetic water-resistant washable filter stainless mesh element eliminates the need for a rain sock or oil

50 state CARB/EPA emissions compliant

| PART NO   | FINISH | PRODUCT   |
|-----------|--------|---|
| 910-0100  | Black  | 2017-Later Milwaukee-Eight Up to 64mm Throttle Bodies |
| 910-0100C | Chrome | 2017-Later Milwaukee-Eight Up to 64mm Throttle Bodies |
| 910-0101  | Black  | 2008-2016 Fly By Wire Up to 58mm Throttle Bodies      |
| 910-0101C | Chrome | 2008-2016 Fly By Wire Up to 58mm Throttle Bodies      |
| 910-0102  | Black  | 2000-2007 Cable Throttle Up to 56mm Throttle Bodies   |
| 910-0102C | Chrome | 2000-2007 Cable Throttle Up to 56mm Throttle Bodies   |
| 910-0400  | Black  | 1988-Later Sportster                                  |
| 910-0400C | Chrome | 1988-Later Sportster                                  |

# MOTO SERIES™ 90° VELOCITY AIR CLEANER

The MOTO Series 90° Air Cleaner features patented technology and a forward facing 90° intake to maximize air intake and performance

Unique design and angle allows for increased air flow and more clearance for your knee to minimize bumps into your air cleaner for a more comfortable riding experienceInverted, pleated top and sides maximize airflow from all angles-not just the sides

Made from the finest components and water resistant, eliminating the need for a water sock in most cases

Available in Black or Chrome

50 state CARB/EPA emissions compliant

| PART NO   | FINISH | PRODUCT  |
|-----------|--------|--|
| 910-1100  | Black  | 2017-Later Milwaukee-Eight Up to 64mm Throttle Bodies        |
| 910-1100C | Chrome | 2017-Later Milwaukee-Eight Up to 64mm Throttle Bodies        |
| 910-1101  | Black  | 2008-2016 Twin Cam Fly By Wire Up to 58mm Throttle Bodies    |
| 910-1101C | Chrome | 2008-2016 Twin Cam Fly By Wire Up to 58mm Throttle Bodies    |
| 910-1102  | Black  | 2000-2017 Twin Cam Cable Throttle Up to 56mm Throttle Bodies |
| 910-1102C | Chrome | 2000-2017 Twin Cam Cable Throttle Up to 56mm Throttle Bodies |
| 910-0401  | Black  | 1988-2017 Sportster  |
| 910-0401C | Chrome | 1988-2017 Sportster  |





INDIAN TOURING

SLIP-ONS

TOURING:AVAILABLE FOR 2014 & LATER



4" and 4.5" Slip-On mufflers for all Indian Cruiser, Bagger, and Touring motorcycles from the world leader in Slip-On exhaust for V-Twin motorcycles

Utilizes Rinehart Racing's distinctive sound technology and performance promise along with that classic Rinehart Racing look

Can be accesorized with MOTO series endcaps

Perfectly mates to your stock exhaust system

Optional baffles available separately

| PART NO          | PRODUCT   |
|------------------|---|
| 500-0510         | 2014-Later MotoPro45 4.5" Slip-Ons with standard baffles Indian Touring & Bagger Chrome w/Black Tradition End Caps  |
| 500-0510C        | 2014-Later MotoPro45 4.5" Slip-Ons with standard baffles Indian Touring & Bagger Chrome w/Chrome Tradition End Caps |
| 500-0511         | 2014-Later MotoPro45 4.5" Slip-Ons with standard baffles Indian Touring & Bagger Black w/Black Tradition End Caps   |
| 500-0565         | 2014-Later DBX45 4.5" Slip-Ons with DBX baffles Indian Touring & Bagger Chrome w/Black Tradition End Caps           |
| 500-0565C        | 2014-Later DBX45 4.5" Slip-Ons with DBX baffles Indian Touring & Bagger Chrome w/Chrome Tradition End Caps          |
| 500-0566         | 2014-Later DBX45 4.5" Slip-Ons with DBX baffles Indian Touring & Bagger Black w/Black Tradition End Caps            |
| 500-0562         | 2014-Later DBX40 4" Slip-Ons with DBX baffles Indian Touring & Bagger Chrome w/Black Tradition End Caps             |
| 500-0562C        | 2014-Later DBX40 4" Slip-Ons with DBX baffles Indian Touring & Bagger Chrome w/Chrome Tradition End Caps            |
| 500-0563         | 2014-Later DBX40 4" Slip-Ons with DBX baffles Indian Touring & Bagger Black w/Black Tradition End Caps              |
| 500-0500         | 4" Slip-On Mufflers for Indian Chrome with Black End Caps (Classic, Vintage)  |
| 500-0500C        | 4" Slip-On Mufflers for Indian Chrome with Chrome End Caps (Classic, Vintage)                                       |
| 500-0500C-Castle | 4" Slip-On Moto Series Mufflers for Indian Chrome with Chrome Castle End Caps (Classic, Vintage)                    |
| 500-0500C-Merge  | 4" Slip-On Moto Series Mufflers for Indian Chrome with Chrome Merge End Caps (Classic, Vintage)                     |
| 500-0500C-Slot   | 4" Slip-On Moto Series Mufflers for Indian Chrome with Chrome Slot End Caps (Classic, Vintage)                      |
| 500-0500-Castle  | 4" Slip-On Moto Series Mufflers for Indian Chrome with Black Castle End Caps (Classic, Vintage)                     |
| 500-0500-Merge   | 4" Slip-On Moto Series Mufflers for Indian Chrome with Black Merge End Caps (Classic, Vintage)                      |
| 500-0500-Slot    | 4" Slip-On Moto Series Mufflers for Indian Chrome with Black Slot End Caps (Classic, Vintage)                       |
| 500-0501         | 4" Slip-On Mufflers for Indian Black with Black End Caps (Classic, Vintage)   |
| 500-0501C        | 4" Slip-On Mufflers for Indian Black with Chrome End Caps (Classic, Vintage)  |

PICTURED



|                  |  |
|------------------|--|
| 500-0501C-Castle | 4" Slip-On Moto Series Mufflers for Indian Black with Chrome Castle End Caps (Classic, Vintage)                                |
| 500-0501C-Merge  | 4" Slip-On Moto Series Mufflers for Indian Black with Chrome Merge End Caps (Classic, Vintage)                                 |
| 500-0501C-Slot   | 4" Slip-On Moto Series Mufflers for Indian Black with Chrome Slot End Caps (Classic, Vintage)                                  |
| 500-0501-Castle  | 4" Slip-On Moto Series Mufflers for Indian Black with Black Castle End Caps (Classic, Vintage)                                 |
| 500-0501-Merge   | 4" Slip-On Moto Series Mufflers for Indian Black with Black Merge End Caps (Classic, Vintage)                                  |
| 500-0501-Slot    | 4" Slip-On Moto Series Mufflers for Indian Black with Black Slot End Caps (Classic, Vintage)                                   |
| 500-0502         | 4" Slip-On Mufflers for Indian Chrome with Black End Caps (Chieftain, Roadmaster, Springfield, Challenger)                     |
| 500-0502C        | 4" Slip-On Mufflers for Indian Chrome with Chrome End Caps (Chieftain, Roadmaster, Springfield, Challenger)                    |
| 500-0502C-Castle | 4" Slip-On Moto Series Mufflers for Indian Chrome with Chrome Castle End Caps (Chieftain, Roadmaster, Springfield, Challenger) |
| 500-0502C-Merge  | 4" Slip-On Moto Series Mufflers for Indian Chrome with Chrome Merge End Caps (Chieftain, Roadmaster, Springfield, Challenger)  |
| 500-0502C-Slot   | 4" Slip-On Moto Series Mufflers for Indian Chrome with Chrome Slot End Caps (Chieftain, Roadmaster, Springfield, Challenger)   |
| 500-0502-Castle  | 4" Slip-On Moto Series Mufflers for Indian Chrome with Black Castle End Caps (Chieftain, Roadmaster, Springfield, Challenger)  |
| 500-0502-Merge   | 4" Slip-On Moto Series Mufflers for Indian Chrome with Black Merge End Caps (Chieftain, Roadmaster, Springfield, Challenger)   |
| 500-0502-Slot    | 4" Slip-On Moto Series Mufflers for Indian Chrome with Black Slot End Caps (Chieftain, Roadmaster, Springfield, Challenger)    |
| 500-0503         | 4" Slip-On Mufflers for Indian Black with Black End Caps (Chieftain, Roadmaster, Springfield, Challenger)                      |
| 500-0503C        | 4" Slip-On Mufflers for Indian Black with Chrome End Caps (Chieftain, Roadmaster, Springfield, Challenger))                    |
| 500-0503C-Castle | 4" Slip-On Moto Series Mufflers for Indian Black with Chrome Castle End Caps (Chieftain, Roadmaster, Springfield, Challenger)  |
| 500-0503C-Merge  | 4" Slip-On Moto Series Mufflers for Indian Black with Chrome Merge End Caps (Chieftain, Roadmaster, Springfield, Challenger)   |
| 500-0503C-Slot   | 4" Slip-On Moto Series Mufflers for Indian Black with Chrome Slot End Caps (Chieftain, Roadmaster, Springfield, Challenger)    |
| 500-0503-Castle  | 4" Slip-On Moto Series Mufflers for Indian Black with Black Castle End Caps (Chieftain, Roadmaster, Springfield, Challenger)   |
| 500-0503-Merge   | 4" Slip-On Moto Series Mufflers for Indian Black with Black Merge End Caps (Chieftain, Roadmaster, Springfield, Challenger)    |
| 500-0503-Slot    | 4" Slip-On Moto Series Mufflers for Indian Black with Black Slot End Caps (Chieftain, Roadmaster, Springfield, Challenger)     |
| 500-0582         | 2.5" DBX Baffles for Indian Touring Slip-Ons   |



# SLIMLINE DUAL HEADERS

FOR 2014 AND LATER INDIAN TOURING MOTORCYCLES



Parts pictured: 100-0550 and 500-0502C

Fitments for 2014-Later Indian Roadmaster, Dark Horse, Classic, Vintage, and Chieftain models

Performance based system delivers a blast of torque and horsepower, outgunning all the other pipes on the market

Innovative designed power chamber provides equalized pressures between the cylinders, decreasing head temperatures and maximizing the engine's performance in bottom-end torque and top-end horsepower

Precision-designed bends in header routing, topped off with a sleek, laser-cut heat shield featuring the Rinehart Racing logo

Fitting in closer to the bike, the Slimline Duals keep the heat away from rider and passengers legs, providing a more comfortable riding experience and allowing more ground clearance than stock

Two piece front header and crossunder header design makes for easy installation

Specially designed to mate up to Rinehart Racing Slip on mufflers for a high performing and head turning full system

Each pipe features 12mm and 18mm o2 ports, ideally placed for optimum tunability, whether using a Narrow or Wide band tuner

Available in chrome or black

Deep, throaty rumble that is sure to turn heads with its old-school sound

Does not fit Challenger models

| PART NO  | PRODUCT  |
|----------|--|
| 100-0550 | 2014-Later 111 Thunderstroke Engines Indian Slimline Duals Header Kit for Touring Models Chrome            |
| 100-0551 | 2014-Later 111 Thunderstroke Engines Indian Slimline Duals Header Kit for Touring Models Black             |
| 100-0552 | 2021-Later 116 Thunderstroke Engines Indian Slimline Duals Header Kit for Bagger and Touring Models Chrome |
| 100-0553 | 2021-Later 116 Thunderstroke Engines Indian Slimline Duals Header Kit for Bagger and Touring Models Black  |





INDIAN CHIEF

SLIP-ONS



ALL NEW FOR 2022-LATER CHIEF AND SUPERCHIEF, THESE 4” SLIP-ON MUFFLERS ARE DESIGNED SPECIFICALLY FOR THE NEW CHIEF MODELS AND PACK A DEEP, WARM TONE WITH A PUNCH THAT PERFECTLY MATCHES THE AGGRESSIVE STYLING OF THE BIKE WITH A SLEEK, LOW PROFILE END CAP FOR CLEAN LINES AND A PERFECT FIT

All new for 2022-Later Chief, Superchief, Sport Chief, and Chief bobber

4” Slipon muffler designed specifically for the new Chief models

Deep, warm tone with a punch that perfectly matches the aggressive styling of the bike

Sleek, low profile end cap for clean lines and a perfect fit

Highest quality construction in the industry, backed by our Limited Lifetime Warranty

Like all Rinehart pipes, 100% made in America

| PART NO   | PRODUCT   |
|-----------|---|
| 500-1500  | 2022-Later 4" Slip-Ons for Indian Chief Chrome with Black End caps  |
| 500-1500C | 2022-Later 4" Slip-Ons for Indian Chief Chrome with Chrome End caps |
| 500-1501  | 2022-Later 4" Slip-Ons for Indian Chief Black with Black End caps   |
| PICTURED  |   |

SCOUT

SLIP-ONS

OPEN UP YOUR SCOUT AND HEAR IT ROAR DOWN CITY STREETS AND BACKROADS.

3.5" Slip-On mufflers for Indian Scout motorcycles from the world leader in Slip-On exhaust for V-Twin motorcycles

Made from the same high quality materials as our leading Touring Slip-Ons

Get that recognizable Rinehart Racing sound and performance for your Indian Scout

Can be accesorized with 3.5" MOTO Series endcaps

| PART NO   | PRODUCT   |
|-----------|---|
| 500-0504  | 3.5" Slip-On Mufflers for Indian Scout Chrome with Black End Caps   |
| 500-0504C | 3.5" Slip-On Mufflers for Indian Scout Chrome with Chrome End Caps  |
| 500-0505  | 3.5" Slip-On Mufflers for Indian Scout Black with Black End Caps  |
| 500-0505C | 3.5" Slip-On Mufflers for Indian Scout Black with Chrome End Caps   |
| PICTURED  | FITMENTS: Fits Indian Scout, Scout Sixty & Scout Bobber. Polaris model Scouts with stock head pipes only. |







*RINEHART*

R A C I N G

RINEHARTRACING.COM

+1-877-264-8282